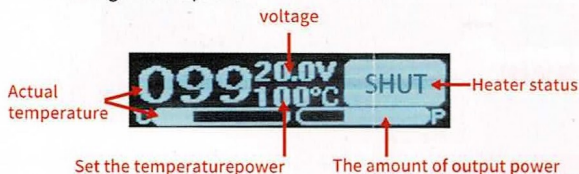


# G3061 Instruction

## 1. Main interface

Double key short press to turn the heater on or off, double key long press to enter the "Settings Menu Options"



Set the temperature

The amount of output power

Actual temperature

Set the temperature

Heater status



## 2. Set menu options

Left and right keys to select options (PID, temperature, mode, language, exit), double button short press to enter option settings, double key long press to return to the "main interface"



## 3. PID option

Press the left and right keys to select parameters (scale factor, integration coefficient, differential coefficient, return), double key long press or select "Return" after double button short press to exit to return to "Settings Menu Options", select "Scale Factor" or "Integration Factor" or "Differential Factor" Double key short press to confirm to enter the "parameter setting interface", press the left and right keys to adjust the parameter size, double button short press to save parameters to return to the previous step.



(double button short press)



(double button short press)

(double button short press)

(double button short press)



## 4. Temperature options

Press the left and right keys to select parameters (maximum temperature, minimum temperature, return), double key long press or select "Return" after double button short press to exit to return to "Settings Menu Options", select "Maximum temperature" or "Minimum temperature" double key short press to confirm to enter the "parameter setting interface", press the left and right keys to adjust the parameter size, double button short press to save parameters to return to the previous step.

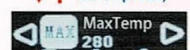


(double button short press)



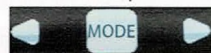
(double button short press)

(double button short press)



## 5. Mode options

Press the left and right keys to select parameters (details, temperature curve, return) double button long press or select "Return" after double button short press to exit to return to "Settings Menu Options", select "Details" or "Temperature Curve" double button short press to confirm the parameter (the box turns white after confirmation)

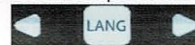


(double button short press)




## 6. Language options

Press the left and right keys to select parameters (Chinese Simplified, English, Return), double key long press or select "Return" after double button short press to exit to return to "Settings Menu Options", select "Chinese Simplified" or "English" double key short press to confirm the parameter (the box turns white after confirmation)



(double button short press)



## 7. Exit options

Double button short press to exit and return to the "main interface"

